
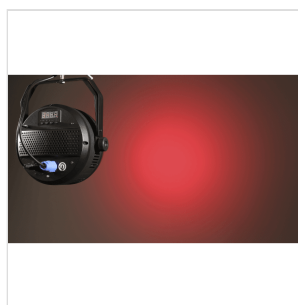



**SCENIC C1027****27X10W RGBW 4IN1 LED PAR WITH 20° BEAM FOR INDOOR USE**

Scenic C1027 is a compact and lightweight LED Par designed for live events, club installations and all those indoor applications where colored lights with narrow beam (20°) are required. The light source features 27x10W RGBW 4in1 LEDs, designed to create bright and intense colors.


Its main strengths are reliability and flexibility. The first is based on quality and selection of LED chips, the quality of optical lenses and the use of digital processor technology for LED chip temperature and fan speed control in order to preserve LED life and color brilliance. The second point, flexibility, means that users can choose to turn off the fan by renouncing part of luminance and make the fixture totally silent. This could be very useful to rental companies and professionals in all those “on the fly” situations, where total silence is needed (houses of worship, theaters, conference halls, etc.) and do not have silent multicolored fixtures enough or simply because the installation requires more fixtures than those available.

Scenic C1027 is color at hand, without hassles in any venue.



SCENIC C1027

# 27X10W RGBW 4IN1 LED PAR WITH 20° BEAM FOR INDOOR USE



DMX-512 Control type universal



SCENIC C1027

# 27X10W RGBW 4IN1 LED PAR WITH 20° BEAM FOR INDOOR USE

## HIGHLIGHTS



### FAN SPEED AND TEMPERATURE CONTROLLED BY DIGITAL PROCESSOR

The digital processor of the SCENIC C1027 controls the fan speed and the LED temperature so as to avoid overheating of the chip. The user can choose 3 presets depending on how much noise is acceptable according to the different applications (live show, theater, house of worship, conference, etc.).

- **FAN0** - the digital processor activates the fan when the LED internal temperature exceeds 40°C (104°F), and the speed is proportional to heat;
- **FAN1** - (Silent Mode) completely turns off the fan, and the fixture becomes totally silent. The processor manages the current supplied to the LED so as not to overheat it. This can lead to a reduction in brightness;
- **FAN2** - always leaves the fan on. However, the maximum noise does not exceed 43dBA @ 1m.

SCENIC C1027

# 27X10W RGBW 4IN1 LED PAR WITH 20° BEAM FOR INDOOR USE

---

## 16-BIT ACCURATE DIMMER CONTROL AND FLICKER-FREE OPERATION

Much attention has been dedicated to the quality of Dimmer control so as to offer smooth DMX or Manual control.

Furthermore, since the frequency of LED control is higher than 15kHz, the annoying **flicker effect** is avoided in case of video shooting of the SCENIC 1027 light sources.



# SCENIC C1027

## 27X10W RGBW 4IN1 LED PAR WITH 20° BEAM FOR INDOOR USE

### PRODUCT DETAILS

#### KEY FEATURES

High brightness / long lifespan LED chips with high-quality lens

Up to 34000 lux @ 1m, full color mode

RGBW 4in1 color mixing

Flicker-free LED emission for broadcast applications

20° beam angle with advanced dimmer system and strobo effects

Intelligent fan speed and control with different settings

Lightweight aluminum housing with all-directional ventilation system

#### SPECIFICATIONS

Light source	27 x 10W LED
Color System	RGBW 4in1
LED Control	Flicker-free
Optical System	20° lens
Luminance	18000 Lux @ 1m, 7700 Lux @ 2m (full color mix)
Light Source life-cycle	> 50.000 h
Dimmer	0-100% linear dimming with Sinusoidal Smooth Subdivision Technology
Control mode	DMX512 6CH/9CH
Operating Modes	Master/Slave, Sound Active, Manual
Strobe	0-20Hz

## SCENIC C1027

# 27X10W RGBW 4IN1 LED PAR WITH 20° BEAM FOR INDOOR USE

Cooling System	All-Direction Ventilating System with DSP control (fan is stopped when LED board temperature is under the 40°C; it runs when it is over)
Fan Noise	0dB (temp under 40°C); 43.0 dBA @ 0.5m (temp. above 41°C); 46.1 dBA close to fixture
IP Rate	IP20
Working Temperature	Room Temperature between -20°C and 50°C (-4°F to 122°F)
Housing	Aluminum with fine sand wear-resistant spray paint
Operating Voltage	110V-240V / 50-60Hz
Power Consumption	300W max.
Fixture Size (LxD)	Min. Ø228 x 138.5 mm (Ø8.98 x 5.45 in); Max. - bracket included - Ø282 x 253 mm (Ø11.10 x 9.96 in)
Fixture Weight	2,8 kg (6.17 lbs.)
Carton Size (LxHxD)	290 x 290 x 290 mm (11.42 x 11.42 x 11.42 in)
Carton Weight	3,7 kg (8.16 lbs.)