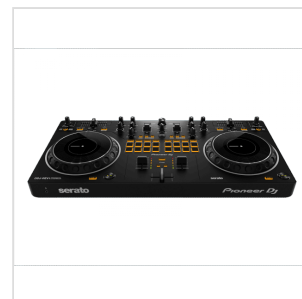

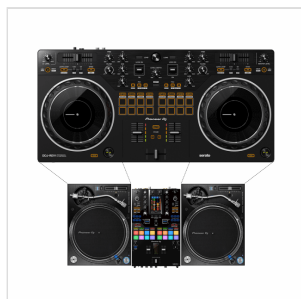


DDJ-REV1

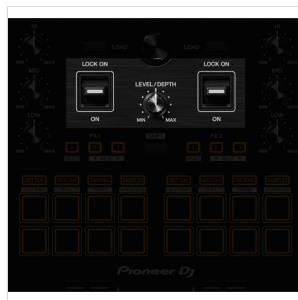
SCRATCH-STYLE 2-CHANNEL DJ CONTROLLER FOR SERATO DJ LITE

The DDJ-REV1 matches perfectly with the free Serato DJ Lite software, boasting a brand-new battle-style layout that's easy to use and perfect for playing like a pro. The design of this 2-channel DJ controller emulates a professional DJM-S mixer + PLX turntable setup, including specialized features for open-format and scratch DJs.



DDJ-REV1

SCRATCH-STYLE 2-CHANNEL DJ CONTROLLER FOR SERATO DJ LITE



DDJ-REV1

SCRATCH-STYLE 2-CHANNEL DJ CONTROLLER FOR SERATO DJ LITE

HIGHLIGHTS



BRAND-NEW BATTLE-STYLE LAYOUT

Get hands-on with an interface designed to emulate 2 x PLX turntables and a DJM-S series mixer – the kind of setup used by pro battle DJs. There's plenty of space to perform mixing and scratching techniques thanks to the new arrangement of the controls on the DDJ-REV1. The tempo sliders are 60mm – longer than those on the DDJ-SB3 to give you finer control – and they run horizontally above the decks while the Performance Pads have been moved into the mixer section so you can intuitively combine effects, trigger samples, and scratch your tracks.

BIGGER JOG WHEELS

The bigger the jog wheels, the better for scratching. The jogs on the DDJ-REV1 are the same size as the ones on the DDJ-SR2, a popular controller that's higher up in our range.



DDJ-REV1

DDJ-SB3

DDJ-REV1

SCRATCH-STYLE 2-CHANNEL DJ CONTROLLER FOR SERATO DJ LITE



LEVER FX

Dynamically add texture to the music with Lever FX. Pull the levers down and hold them to apply effects from Serato DJ Lite in short bursts or push them up to lock on effects and free up your hands for scratching or track browsing.

TRACKING SCRATCH: GET A HELPING HAND WITH SCRATCHING

The Tracking Scratch feature silently takes the music back to the cue point the moment you move the jog wheel from backward to forward or lift your hand away – saving you from closing the fader and finding the right place in the music to start the scratch again. All you need to do is to select the Tracking Scratch Pad mode, press a Performance Pad to choose the Scratch Crossfader Cuts pattern you want to use, then start moving the jog.



DDJ-REV1

SCRATCH-STYLE 2-CHANNEL DJ CONTROLLER FOR SERATO DJ LITE



MIXED MICROPHONE AUDIO: EASILY ADD YOUR VOICE WHILE YOU'RE STREAMING

For the first time in a Pioneer DJ controller at this level, the output of the master audio is mixed with the sound from the microphone if you have one plugged in. This means you don't need any external equipment such as a soundcard or separate mixer if you want to add speech or vocals to your performance and route it through your computer. All sounds are sent to Serato DJ Lite so you can stream from there.

SERATO DJ LITE INTEGRATION: ENJOY FULL USE OF THE FREE SOFTWARE

As soon as you've downloaded Serato DJ Lite to your PC/Mac for free, you can simply connect the DDJ-REV1 via the supplied USB cable and start DJing. Enjoy tactile control of various features and effects in the software by manipulating the buttons, knobs, faders, and jog wheels on the controller.

With the Scratch Bank pad mode, you can instantly load scratch samples from 4 banks that you've assigned in Serato DJ Lite or Pro by simply tapping the dedicated Scratch Bank button.



DDJ-REV1

SCRATCH-STYLE 2-CHANNEL DJ CONTROLLER FOR SERATO DJ LITE

PRODUCT DETAILS

KEY FEATURES

Get hands-on with an interface designed to emulate 2 x PLX turntables and a DJM-S series mixer – the kind of setup used by pro battle DJs.

Bigger jog wheels

Lever FX

Tracking Scratch: Get a helping hand with scratching

Mixed microphone audio: Easily add your voice while you're streaming

Serato DJ Lite integration: Enjoy full use of the free software

Play tracks and sounds loaded on any of the 4 decks in Serato DJ Lite.

Support for Serato DJ Pro

Plug your DDJ-REV1 into your PC/Mac and start DJing – there's no need to install an audio driver.

SPECIFICATIONS

Compatible DJ Software	Serato DJ Lite, Serato DJ Pro (License/subscription not included)
Software System Requirements	Serato DJ Lite System requirements, Serato DJ Pro System requirements
Soundcard	24 bit/48 kHz
Frequency Range	20 - 20000 Hz
Signal-to-Noise Ratio	103 dB
Distortion	< 0.005 %
Power Supply	USB? Type-B bus powered

DDJ-REV1

SCRATCH-STYLE 2-CHANNEL DJ CONTROLLER FOR SERATO DJ LITE

Power Consumption	5V 500mA
2 Channels	
4 Deck Control	
Trim knob	
Jog Wheel	154 mm
Filter	
Sampler	
4 Hot Cues	
Pad Modes	Hot Cue, Auto Loop, Tracking Scratch, Sampler, Trans, Scratch Bank
Manual Loop	
Autoloop	
Fader	
Channel Fader Start	
Crossfader Start	
Crossfader Curve Adjust	
Inputs	1 MIC (1/4 inch TS Jack)
Outputs	1 MASTER (RCA), 1 PHONES (3.5-mm stereo mini jack)
USB	1 USB B port
Dimensions (WxHxD)	526x59.2x255.5 mm
Weight	2.1 kg
What's in the Box	DDJ-REV1, USB cable, Warranty (for some regions), Quick start guide, Precautions for use, Specifications