

THESIS-1940z-SET

SET OF 2 19X40W WASH MOVING HEADS WITH FLIGHT CASE

THESIS-1940z-SET

SET OF 2 19X40W WASH MOVING HEADS WITH FLIGHT CASE

THESIS-1940z-SET

SET OF 2 19X40W WASH MOVING HEADS WITH FLIGHT CASE

The **Thesis 1940z** is a next-generation moving head wash, powerful and incredibly versatile, designed to enhance the quality of stage effects in any type of event, be it live shows, concerts, theaters, or television studios. Thanks to its **19 RGBW LEDs of 40W** and **76 RGB SMD LEDs**, it offers an exceptionally uniform and precise color mixing, allowing lighting designers to create unique and captivating visual atmospheres. The **integrated pixel ring** adds further dynamism, amplifying the scenic impact through sophisticated light effects that grab the audience's attention.

One of the key features of the Thesis 1940z is its **motorized zoom**, which ranges widely from **6° to 60°**, allowing smooth transitions from concentrated and penetrating beams to broader and more diffused wash effects. This flexibility makes it adaptable to any stage setup and scene requirements, making it particularly suitable for high-quality productions where visual versatility is crucial.

A distinctive aspect of the **Thesis 1940z** is its advanced **pixel control**, which allows each individual LED to be programmed and controlled independently, enabling the creation of an infinite range of **customized effects** and **dynamic light shows**. This feature allows lighting designers to craft complex and engaging patterns, such as undulating pixel movements, cascading effects, or synchronized flashes, further enhancing the visual impact of the performance. With this technology, constantly evolving visual effects can be achieved, keeping the audience's attention and adapting to every phase of the show.

The **standard DMX control** and optional **Art-Net** ensure practical and flexible device management, simplifying programming operations and effect synchronization. This makes it perfect not only for large live events but also for permanent installations or television productions where precision and speed are essential.






Furthermore, the Thesis 1940z is designed to ensure **silent operation** and **precise movements**, thanks to the adoption of **3-phase motors**, which enable smooth and flawless transitions without disturbing the surrounding environment—a particularly important factor in quiet settings such as TV studios or theaters.

Ideal for those seeking a reliable and technologically advanced solution, the Thesis 1940z represents excellence in the field of professional lighting, delivering high-level performance and maximum versatility for any type of production.



THESIS-1940z-SET

SET OF 2 19X40W WASH MOVING HEADS WITH FLIGHT CASE



THESIS-1940z-SET

SET OF 2 19X40W WASH MOVING HEADS WITH FLIGHT CASE

HIGHLIGHTS



HIGH-PERFORMANCE LIGHTING EFFECTS

The 19 x 40W RGBW LEDs and 76 SMD RGB LEDs create a powerful combination of wash and beam effects, with uniform and precise colour mixing. The pixel circle adds a further level of spectacle, making the **Thesis 1940 Z** ideal for live events, TV studios and concerts where light effects are essential to create atmosphere and visual engagement.

SOPHISTICATED LED PIXEL CONTROL SYSTEM

A distinctive aspect of the **Thesis 1940z** is its advanced **pixel control**, which allows each individual LED to be programmed and controlled independently, enabling the creation of an infinite range of **customized effects** and **dynamic light shows**. This feature allows lighting designers to craft complex and engaging patterns, such as undulating pixel movements, cascading effects, or synchronized flashes, further enhancing the visual impact of the performance. With this technology, constantly evolving visual effects can be achieved, keeping the audience's attention and adapting to every phase of the show.



THESIS-1940z-SET

SET OF 2 19X40W WASH MOVING HEADS WITH FLIGHT CASE



SILENT AND PRECISE MOVEMENT

The **Thesis 1940z** offers smooth movement over PAN 540° and TILT 250°, ensuring total coverage of the scene. Thanks to its 3-stage motors, movement is extremely quiet, an essential feature for events requiring discretion, such as theatre shows or TV filming.

THESIS-1940z-SET

SET OF 2 19X40W WASH MOVING HEADS WITH FLIGHT CASE

PRODUCT DETAILS

KEY FEATURES

- Powerful lighting with 19 RGBW LEDs of 40W with intense and uniform color output.
- Advanced pixel mapping to create unique and customised effects.
- Advanced scenic effects with The pixel ring allows for spectacular dynamic light shows.
- Versatile zoom with wide range from 6° to 60°, perfect for both beam and wash effects.
- Silent movements with 540° PAN and 250° TILT with 3-phase motors, ideal for environments requiring precision.
- Efficient cooling for prolonged and silent operation.
- Ease of use with clear and intuitive LCD display for quick parameter navigation.
- Robust design with compact and durable structure, suitable for intensive use.
- Integrated presets with predefined effects and programs for quick setup.

SPECIFICATIONS

Light source	19 x 40W 4-in-1 RGBW LEDs + 76 x 0.2W SMD RGB LEDs.
Life Span	50000H
lens	high efficiency acrylic 19 PCS
Zoom	linear motorised 6°-60°, smooth and silent.
PAN	540° movement (8/16 bit)
TILT	250° movement (8/16 bit)
Colours	Sophisticated mixing managed by RGBW software
CTO	Linear colour temperature adjustment

THESIS-1940z-SET

SET OF 2 19X40W WASH MOVING HEADS WITH FLIGHT CASE

Macro	preset colours
Pixel selections	Various static and dynamic shape selections with variable speed
Background effects	Options of background colours with dimmers from 0 to 100 per cent.
Pixel strip	ring-shaped LEDs for adjustable visual effects.
Strobe	1-25T/sec high-speed shutter/strobe with variable speed
Dimmer	0-100% homogeneous LED linear
DMX channels	25/39/82/115
Power supply	electronic AC90-240V 50/60Hz
Power consumption	760W
Ambient temperature	-25 to 45
Degree of protection	IP20
Net weight	15.2 kg
Gross weight	18.7 kg
Product dimensions	231(W)*405(D)*440(H)mm
Packaging dimensions	390(D)*620(W)*510(H)mm